

# DesignMod LLC

## Smoothline®

Flush-mount wall plate system  
wood panel installation instructions  
Model: WD-X00-X


DesignMod LLC  
P.O. Box 13625  
S. Lake Tahoe, CA 96151  
www.DesignMod.com  
info@designmod.com  
888-708-3663

### ⚠ WARNING


Disconnect electrical service before installation  
Desconecte el servicio eléctrico antes de la instalación  
Débrancher le service d'électricité avant la mise en place



#### Wood Flange



#### Final Cover



#### 1. Cut the junction box hole


For 1-gang, if using a Carlon B114R old work box, cut a hole  $3 \frac{3}{4}'' \times 2 \frac{3}{8}''$  in the wood centered on the intended location of the outlet.  
For 2-gang, if using a Carlon B225R old work box, cut a hole in the wood  $3 \frac{3}{4}'' \times 4 \frac{1}{4}''$ . If using a different box, cut the hole to accommodate the box.



#### 2. Router out the flange recess

Attach the router template (TM-WD-100-1 for 1-gang and TM-WD-100-2 for 2-gang) to the wood, centered over the cutout for the junction box.

Rout out the flange area to a depth of 0.39 inches using a  $\frac{1}{4}''$  router bit and a  $\frac{1}{2}''$  router template guide collar. The resulting inset will measure  $4 \frac{5}{8}'' \times 2 \frac{7}{8}''$  with  $\frac{1}{8}''$  radius corners for the 1-gang and  $4 \frac{5}{8}'' \times 4 \frac{11}{16}''$  with  $\frac{1}{8}''$  radius corners for the 2-gang.



#### 3. Insert the junction box

Insert and secure the junction box.



#### 4. Insert the accessory

Insert the flange and wire and attach the outlet or other accessory. **Install all wiring in compliance with applicable electrical codes.**



#### 5. Insert the final cover

Insert the final cover.



DesingMod warrants that its products are free from defects in materials and workmanship for ninety (90) days from the date of purchase. Upon notification of a defect, DesingMod will, at its option, replace the defective product or refund the purchase price. Proof of purchase is required. Misuse or modification of the product voids all warranties. **THE ABOVE WARRANTY IS THE SOLE WARRANTY FOR THIS PRODUCT, AND ALL OTHER EXPRESS OR IMPLIED WARRANTIES, INCLUDING ANY IMPLIED WARRANTY OF MERCHANTABILITY OR FITNESS FOR A PARTICULAR PURPOSE, ARE EXCLUDED. DESINGMOD SHALL NOT BE LIABLE FOR ANY INDIRECT, SPECIAL, INCIDENTAL OR CONSEQUENTIAL DAMAGES OR LOSS OF PROFITS RELATING TO THE PRODUCT.**

©2018 DesignMod LLC