

Smoothline[®]

Flush-mount wall plate system







The patent-pending and UL-approved Smoothline[®] flush-mount wall plate system provides an innovative, cost-effective way to install outlets and switches flush with the wall for the ultimate in clean lines and modern sophistication.

The system uses standard drywall finishing techniques and common outlets and switches. Also works great with wallpaper Available in gloss white for one-gang to four-gang installations.

For more information visit designmod.com.

Smoothline Wall Plates for Drywall

	Size	Color	Part No.	Carton Quantity
	1-Gang	White	DW-100-1-WH	20
	2-Gang	White	DW-100-2-WH	20
	3-Gang	White	DW-100-3-WH	20
	4-Gang	White	DW-100-4-WH	20



DesignMod LLC
P.O. Box 1166
Weston, CT 06883

www.DesignMod.com
888-708-3663
info@designmod.com